

Dear User,

Letscom E3 thanks you for choosing our Live Educational Events (LEEs). Below you will find a guide to access our virtual classrooms, we will be meeting over the web.

To participate in the event you must register on the e-learning platform.

Joint us at www.fad-letscome3.it

Looking forward to see you at our webinar.

The Organizing Secretariat


STEP 1 - REGISTER ON THE E-LEARNING PLATFORM

Joint at www.fad-letscome3.it, click on “Registrati”

Fill in the form and create your own account.

You will receive a verification mail: check your own data and confirm the registration.

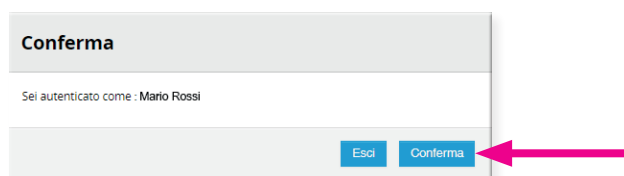
If you are already registered skip registration and log in.



Step 2 - LOG IN

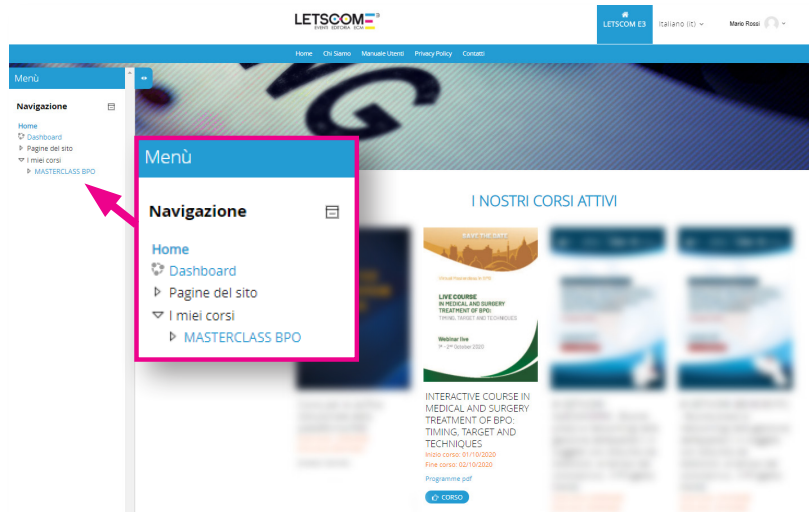
Click **log in** and insert user and password.

Please confirm your identity pressing “Conferma”



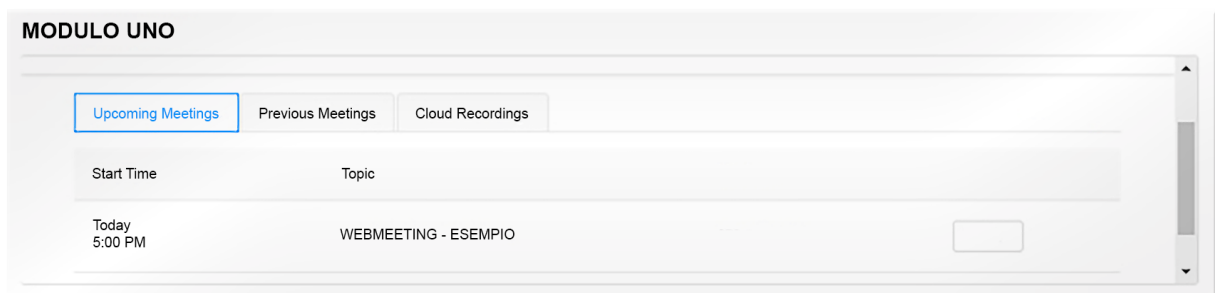
STEP 3 - REGISTER AT THE COURSE

You are in the homepage, you can see our courses. Choose your course and press **“ENTER”** and then **“REGISTER”**. Now you can see all event’s informations.



STEP 4 - ATTEND THE COURSE

To attend the course access the virtual classroom 30 minutes before the start of the webinar and click **“Join”**.



ZOOM is the platform of choice for our video lessons,
if you don't have it you can download it or start from your browser

For a better performance use ZOOM.